



O:R OUTDOOR RECREATION ROUNDTABLE

The Economic Impact of Outdoor Recreation

DATA FROM OUTDOOR RECREATION SATELLITE ACCOUNT

A LEADING INDUSTRY

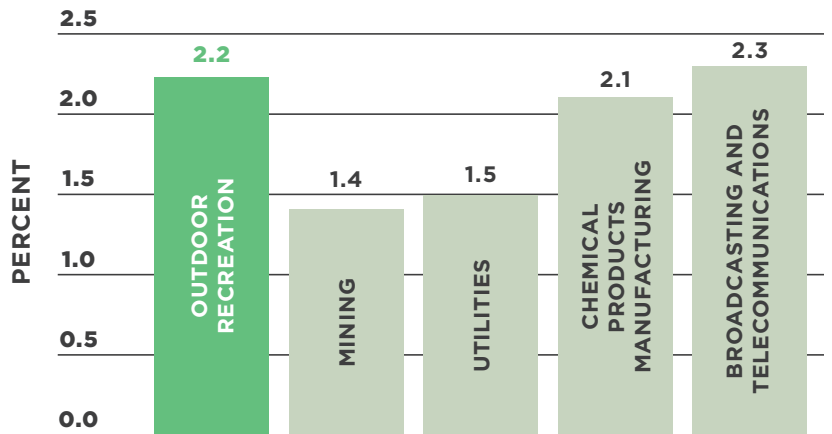
The outdoor recreation economy accounted for

2.2%

of U.S. GDP in 2016, making it one of the nation's largest economic engines

OUTDOOR RECREATION AS A PERCENT OF GDP WITH COMPARABLE INDUSTRIES, 2016

U.S. Bureau of Economic Analysis



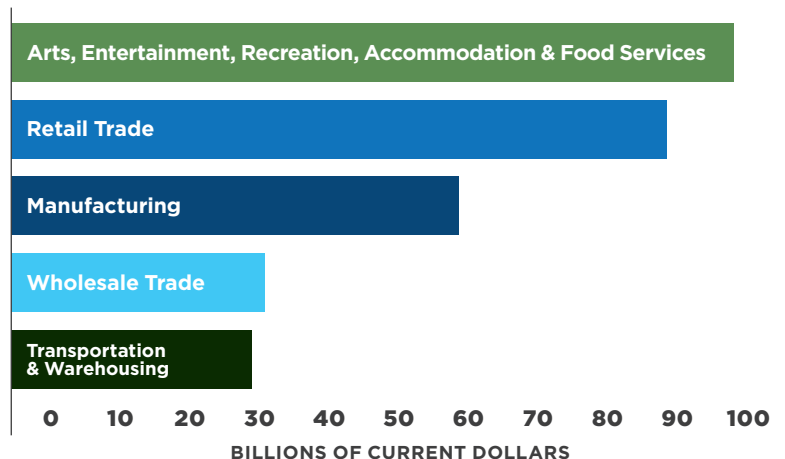
DRIVER OF ECONOMIC GROWTH AND WAGES

Wage growth grew at

4.3%

from 2015 to 2016, compared to 2.7% in the overall U.S. economy

OUTDOOR RECREATION VALUE ADDED FOR SELECTED INDUSTRIES, 2016







Outdoor recreation's **annual gross output*** was calculated at:

\$734 billion



*Gross output is the value of the goods and services produced by the nation's economy.

OUTDOOR RECREATION INDUSTRY SECTOR	OUTPUT
 Boating/Fishing	\$36.9 BILLION
 Game Areas (Including Golf & Tennis)	\$34.7 BILLION
 RVing	\$30.0 BILLION
 Guided Tours/Outfitted Travel	\$25.7 BILLION
 Festivals/Sporting Events/Concerts	\$23.1 BILLION
 Motorcycling/ATVing	\$20.3 BILLION

BEA reports that outdoor recreation **accounted for 4.5 million jobs in 2016**



SIMILAR TO THE EMPLOYMENT LEVELS OF THE HOSPITAL, TRANSPORTATION & WAREHOUSING AND NONDURABLE GOODS MANUFACTURING INDUSTRIES

For more information on the outdoor recreation sector, visit www.recreationroundtable.org

